
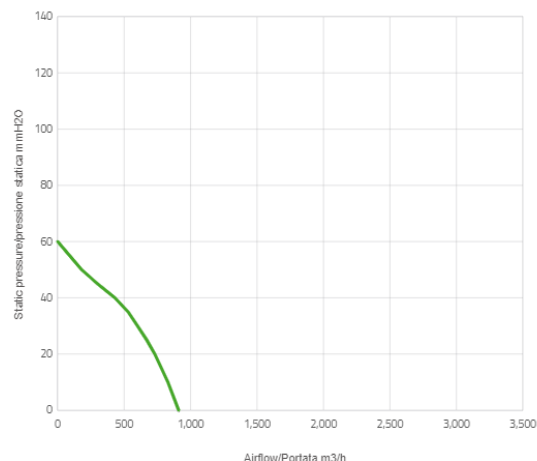


BRUSHED CENTRIFUGAL BLOWERS

006-A46-22



Performance diagram

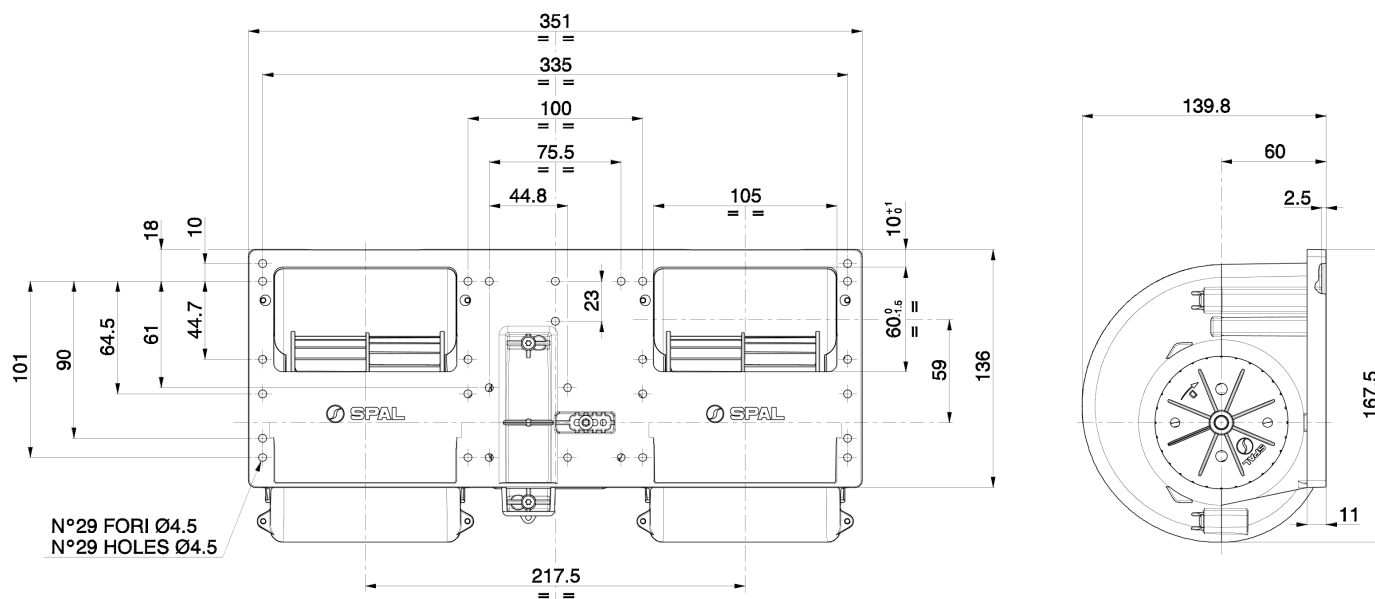


Performance chart

Static pressure	Airflow	Current draw	Airflow	Static pressure
mm H ₂ O	m ³ /h	A	CFM	in H ₂ O
0	910	17,2	537	0
10,0	830	15,6	490	0,4
20,0	730	14,4	431	0,8
25,0	670	13,6	395	1,0
30,0	600	13,0	354	1,2
35,0	530	11,5	313	1,4

This is a not-controlled copy electronically created from the web site www.spalautomotive.com. The information contained herein is subject to change without notice. This catalogue/web site does not imply that any such parts are available for supply. The publisher and any party associated with the production of this catalogue/web site do not accept any responsibility or liability whatsoever (to the extent permitted by law) for any inaccuracy, error, misinformation or misleading statements, whether negligently caused or otherwise, contained in this publication. This publication is protected by copyright and may not be reproduced or copied (using any method of reproduction or copying), sold, transmitted, circulated or otherwise forwarded to third parties, in whole or part, without prior written consent of the author.

Static pressure	Airflow	Current draw	Airflow	Static pressure
40,0	430	10,3	254	1,6
45,0	300	8,3	177	1,8
50,0	180	7,4	106	2,0
60,0	0	6,5	0	2,4



21/05/2008

Pagina 1